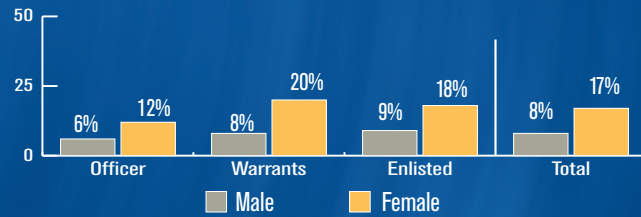


NG Family

MARRIED BY GENDER	Male	Female	Total
Officer	69%	48%	66%
Warrant	80%	51%	77%
Enlisted	44%	28%	42%
TOTAL	146,431	15,392	161,823
TOTAL MARRIED	47%	30%	45%

Single with Children



RESERVE

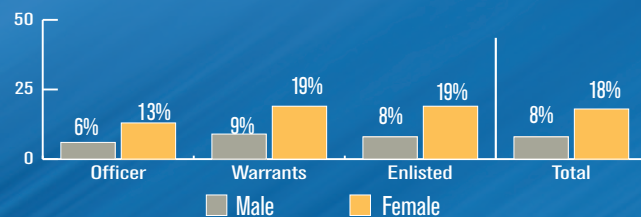
Soldier

	Officer	Warrant	Enlisted	Total
White	69%	70%	57%	59%
Black	17%	17%	23%	22%
Hispanic	7%	9%	14%	12%
Asian	4%	2%	4%	4%
Other	4%	2%	3%	3%
TOTAL	33,453	3,111	168,717	205,281
TOTAL RESERVE	16%	2%	82%	100%

Reserve Family

MARRIED BY GENDER	Male	Female	Total
Officer	73%	52%	68%
Warrant	77%	46%	73%
Enlisted	44%	33%	41%
TOTAL	76,759	17,402	94,161
TOTAL MARRIED	49%	36%	46%

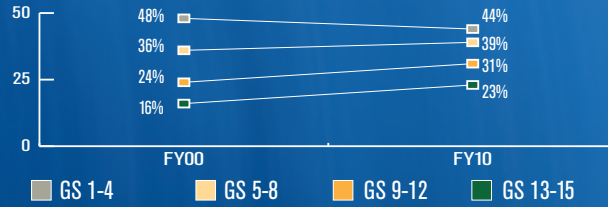
Single with Children



US ARMY CIVILIANS

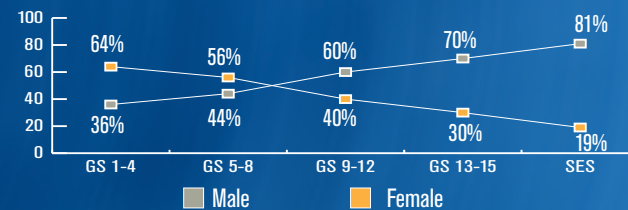
Civilian Employees* (excludes National Guard)

Minority Employees by Grade, FY00 vs FY10



Minority employees include Blacks; Hispanics; Asians/Pacific Islanders; and American Indians/Alaskan Natives.

Army Civilian Employees by Gender and Grade



*Appropriated Fund Army Civilian Employees only

RETIREES

U.S. Army Retirees*

	Total
20+ Years Active Service	438,191
20+ Years Reserve Service	324,217
Disabled-Temporary	7,671
Disabled-Permanent	76,571
TOTAL	846,650


* Includes Active-Duty and Reserve Retirees

U.S. POPULATION STATISTICS

Comparison of U.S. Army and U.S. Population*

	Population Estimate* of 18-24 yr olds w/HSDG	Army Enlisted Accessions	Population Estimate* of 18-39 yr olds w/HSDG	Army Enlisted	Population Estimate* of 25-54 yr olds w/BA Degree	Army Officers
White	60%	64%	58%	61%	74%	72%
Black	17%	19%	17%	21%	8%	13%
Hispanic	19%	12%	21%	12%	8%	6%
Other	4%	5%	4%	6%	10%	9%

* Source: U.S. Census, 2009 Population Estimates



FY10 ARMY PROFILE



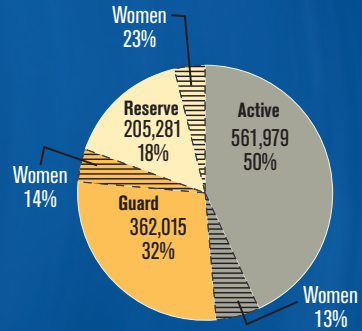
U.S. ARMY

Headquarters, Department of the Army
Deputy Chief of Staff of Personnel, G-1
Dr. Betty D. Maxfield, Chief
Office of Army Demographics
703-604-0694
betty.maxfield@hqda.army.mil

The following data are based on numbers provided by the Army and the Defense Manpower Data Center, and are valid as of September 30, 2010.

TOTAL ARMY

Total Strength of the Army

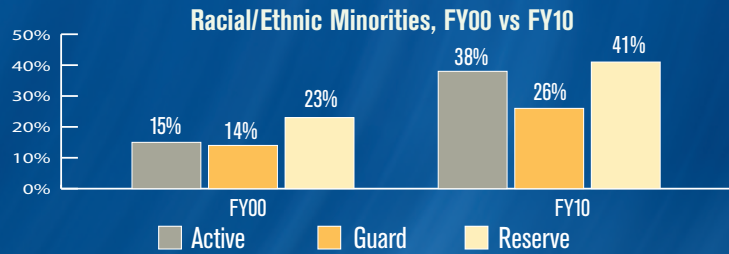


TOTAL: 1,129,275

U.S. Military Academy

As of September 2010, there were 4,669 cadets enrolled at the U.S. Military Academy (16% females and 25% racial/ethnic minorities).

Women comprise 15.5% of the Total Army.



ACTIVE COMPONENT ARMY

Soldier

ENLISTED ACCESSIONS	FY00	FY10
Total	80,113	74,577
Total Non-Prior Service (NPS)	74,190	70,026
Non-Prior Service Demographics		
Female	21%	16%
Black	23%	19%
Hispanic	N/A	12%
HSDG	90%*	99%**

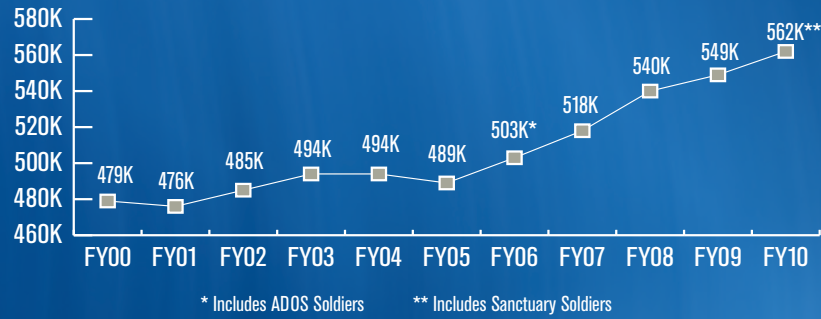
* Percentage based on NPS accessions minus GED+ accessions

**Percentage based on NPS accessions minus Tier Two Attrition Screen (TTAS) Program

FY10 Education—Active Component

	Enlisted	Commissioned	Warrant
Less than HSDG	1%	< 1%	< 1%
HSDG/GED	88%	5%	59%
AA	4%	< 1%	15%
BA	5%	54%	21%
Masters +	< 1%	39%	5%

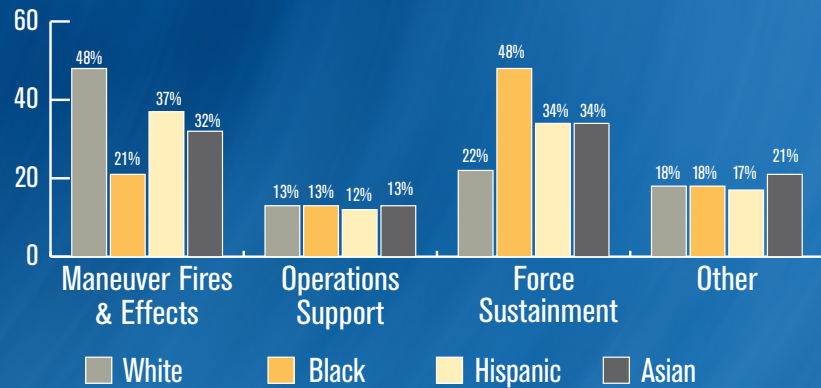
Active Component Army, FY00-FY10



* Includes ADOS Soldiers

** Includes Sanctuary Soldiers

Active Component Army by Branch and Race/Ethnicity, FY10 (Enlisted Only)



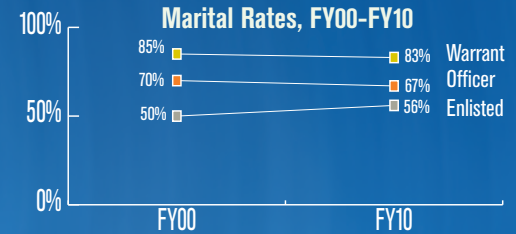
(Percentages are calculated by dividing the number of Soldiers in various race/ethnic categories AND Branch by the total number in the specified Branch.)

Active Component Army by Race/Ethnicity, FY10

	Officer	Warrant	Enlisted	Total
White	72%	62%	61%	62%
Black	13%	18%	21%	20%
Hispanic	6%	8%	12%	11%
Asian	5%	2%	4%	4%
Other	4%	10%	2%	3%
TOTAL	78,893	15,549	467,537	561,979
TOTAL ACTIVE	14%	3%	83%	100%

Active-Duty Family

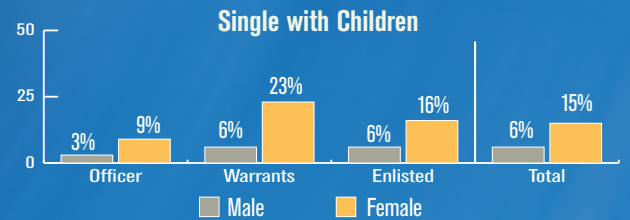
MARRIED BY GENDER	Male	Female	Total
Officer	71%	52%	67%
Warrant	85%	55%	83%
Enlisted	58%	47%	56%
TOTAL	293,356	36,305	329,661
TOTAL MARRIED	60%	48%	59%



Since FY00, the marital rate for Enlisted Soldiers has steadily increased, while the rates for Officers/Warrants have decreased.

DUAL MILITARY MARRIAGES

(% of all marriages)	Male	Female	Total
Officer	5%	41%	10%
Warrant	5%	52%	8%
Enlisted	5%	40%	9%
TOTAL	5%	40%	9%



Female Soldiers are far more likely to be single parents than are male Soldiers.

FAMILY MEMBERS

	Total
Spouses	311,499
Children	570,367
Other Dependents	5,807
TOTAL	887,675

NATIONAL GUARD

Soldier

	Officer	Warrant	Enlisted	Total
White	81%	86%	73%	74%
Black	8%	6%	14%	13%
Hispanic	5%	4%	9%	8%
Asian	3%	1%	2%	2%
Other	3%	2%	2%	2%
TOTAL	34,184	7,985	319,846	362,015
TOTAL NG	9%	2%	88%	100%