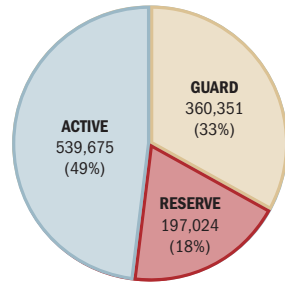


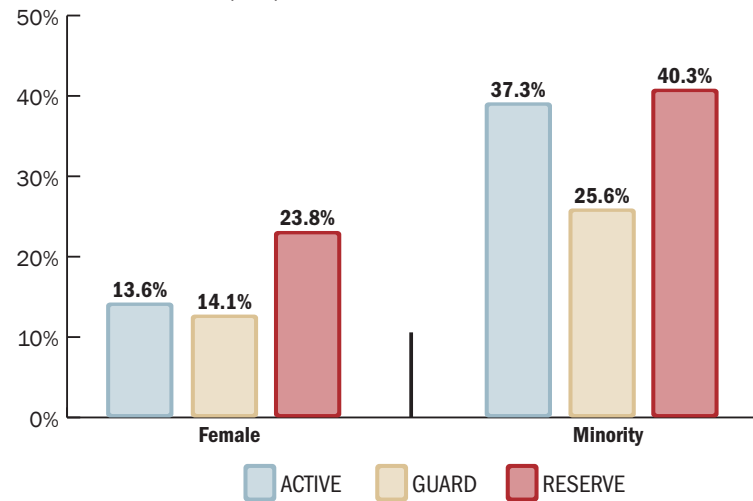
TOTAL ARMY

TOTAL STRENGTH OF THE ARMY



As of September 2008, there were 4,481 cadets enrolled at the U.S. Military Academy (85% males and 15% females).

Total=1,097,050



ACTIVE-DUTY ARMY

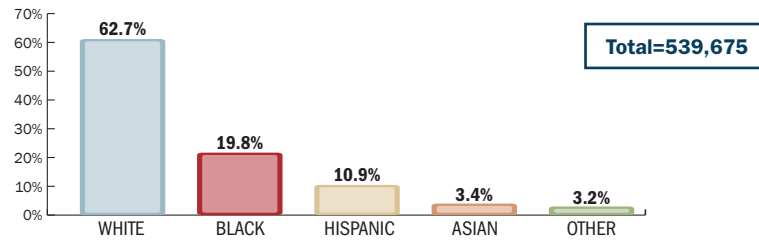
SOLDIER

Enlisted Accessions

	FY08
Total	80,517
Total Non-Prior Service	69,357
<i>Non-Prior Service Demographics</i>	
Female	16.3%
Black	16.1%
Hispanic	10.9%
High School Diploma Graduate*	82.8%
Test Score Category I-III A	62.0%

*Percentage based on NPS accessions minus Tier Two Attrition Screen (TTAS) Program.

Total Active



Commissioned Officer

	Male	Female	Total
White	76.0%	57.7%	72.9%
Black	10.0%	24.0%	12.4%
Hispanic	5.3%	6.2%	5.5%
Asian	3.9%	5.6%	4.2%
Other	4.8%	6.4%	5.0%
Total	83.1%	16.9%	100%
Total Officers	60,607	12,321	72,928

Warrant Officer

	Male	Female	Total
White	65.0%	35.3%	62.5%
Black	15.0%	43.2%	17.4%
Hispanic	7.0%	9.1%	7.2%
Asian	1.8%	2.6%	1.9%
Other	11.2%	9.7%	11.0%
Total	91.5%	8.5%	100%
Total Warrants	13,434	1,248	14,682

Enlisted

	Male	Female	Total
White	64.2%	40.9%	61.1%
Black	18.5%	37.9%	21.1%
Hispanic	11.6%	13.3%	11.9%
Asian	3.2%	4.4%	3.3%
Other	2.5%	3.5%	2.6%
Total	86.8%	13.2%	100%
Total Enlisted	392,362	59,703	452,065

FAMILY

Married by Gender

	Male	Female	Total
Officer	70.8%	51.0%	67.5%
Warrant	84.5%	55.8%	82.1%
Enlisted	54.9%	46.0%	53.7%
Total	57.8%	47.0%	56.3%
Total Married	269,505	34,424	303,929

Dual Military Marriages (Percent of All Marriages)

	Male	Female	Total
Officer	4.7%	37.9%	8.9%
Warrant	4.1%	47.9%	6.7%
Enlisted	5.1%	38.0%	8.8%
Total	5.0%	38.1%	8.7%

Single with Children

	Male	Female	Total
Officer	3.1%	8.1%	3.9%
Warrant	5.9%	21.2%	7.2%
Enlisted	5.8%	15.4%	7.0%
Total	5.4%	14.3%	6.6%

Family Members

Spouses	286,984
Children	522,692
Other Dependents	5,017
Total	814,693

NATIONAL GUARD

SOLDIER

	Officer	Warrant	Enlisted	Total
White	82.1%	87.7%	73.3%	74.4%
Black	8.0%	5.0%	14.0%	13.3%
Hispanic	5.0%	4.3%	8.2%	7.8%
Asian	2.4%	1.1%	1.9%	2.0%
Other	2.5%	1.9%	2.5%	2.5%
Total	8.8%	2.0%	89.2%	100%
Total NG	31,685	7,061	321,605	360,351

FAMILY

Married by Gender

	Male	Female	Total
Officer	70.4%	49.1%	67.7%
Warrant	80.7%	55.0%	78.4%
Enlisted	43.6%	26.9%	41.2%
Total	46.8%	29.9%	44.3%
Total Married	144,721	14,790	159,511

Single with Children

	Male	Female	Total
Officer	5.6%	11.2%	6.3%
Warrant	6.6%	15.9%	7.4%
Enlisted	8.0%	16.2%	9.2%
Total	7.7%	15.8%	8.9%

RESERVE

SOLDIER

	Officer	Warrant	Enlisted	Total
White	70.2%	71.7%	57.3%	59.7%
Black	17.0%	15.7%	23.2%	22.1%
Hispanic	6.4%	8.4%	13.5%	12.2%
Asian	3.2%	2.3%	3.2%	3.2%
Other	3.2%	2.0%	2.8%	2.8%
Total	16.8%	1.4%	81.8%	100%
Total Reserve	33,184	2,837	161,003	197,024

FAMILY

Married by Gender

	Male	Female	Total
Officer	74.6%	52.6%	69.2%
Warrant	78.5%	46.2%	73.9%
Enlisted	42.8%	31.7%	40.1%
Total	48.6%	35.5%	45.5%
Total Married	73,017	16,645	89,662

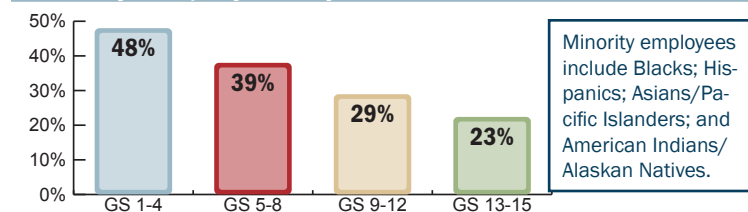
Single with Children

	Male	Female	Total
Officer	6.4%	12.6%	7.9%
Warrant	8.1%	17.8%	9.5%
Enlisted	7.3%	16.3%	9.5%
Total	7.2%	15.6%	9.2%

US ARMY CIVILIANS

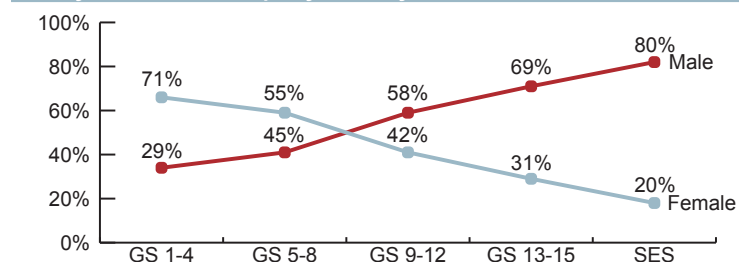
ARMY CIVILIAN EMPLOYEES (Excludes National Guard)

Minority Employees by Grade*



*Appropriated Fund Army Civilian Employees Only

Army Civilian Employees by Gender and Grade



*Civilian percentages are not comparable to previous year's data because 32% of Army Civilians converted to NSPS in FY07.

RETIREES

U.S. Army Retirees*

20+ Years Active Service	439,413
20+ Years Reserve Service	273,112
Disabled-Temporary	4,335
Disabled-Permanent	73,994
Total	790,854

*Includes Active-Duty and Reserve Retirees

U.S. POPULATION STATISTICS

Comparison of U.S. Army and U.S. Population*

	Population Estimate* of 18-24 Yr olds w/ HSDG	Army Enlisted Accessions	Population Estimate* of 18-39 Yr. olds w/ HSDG	Army Enlisted	Population Estimate* of 25-54 Yr. olds w/ BA Degree	Army Officers
White	58%	69%	58%	61%	75%	73%
Black	17%	16%	17%	21%	8%	12%
Hispanic	20%	11%	20%	12%	7%	6%
Other	5%	4%	5%	6%	10%	9%

*Source: U.S. Census, 2007 Population Estimates

ARMY DEMOGRAPHICS

FY08 ARMY PROFILE



Headquarters, Department of the Army
Deputy Chief of Staff of Personnel, G-1
Dr. Betty D. Maxfield, Chief
Office of Army Demographics
703-604-0694
Betty.Maxfield@hqda.army.mil

The following data are based on numbers provided by the Army and the Defense Manpower Data Center, and are valid as of September 30, 2008.