

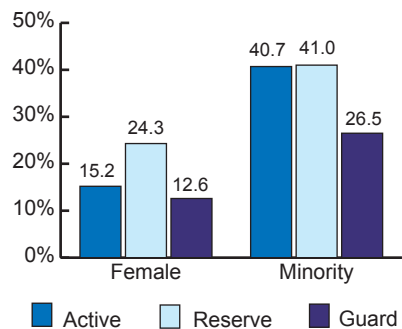
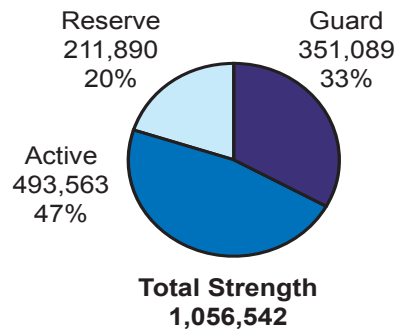
FY03 Army Reserve Profile



Office of Army Demographics
Betty.Maxfield@hqda.army.mil

The following data are based on numbers provided by the Army to the Defense Manpower Data Center, and are valid as of September 15, 2003. Reserve and Guard numbers include the entire Selected Reserve population and consist of Selected Reserve (SelRes), Active/Guard Reserve (AGR) and Military Technicians (MILTECH).

Total Strength of the Army



Soldier

STRENGTH BY GRADE

	Number	Percent
Commissioned Officer	37,615	17.7%
Warrant	2,682	1.3%
Enlisted	171,593	81.0%
Total	211,890	100%

RACE BY GENDER—TOTAL

	Male	Female	Total
White	62.8%	46.9%	59.0%
Black	20.4%	37.1%	24.5%
Hispanic	10.6%	10.1%	10.5%
Asian	4.0%	3.7%	3.9%
Other	2.2%	2.2%	2.1%
Total	160,388	51,502	211,890

Race by Gender—Officers

	Male	Female	Total
White	76.5%	62.4%	73.0%
Black	12.6%	26.8%	16.1%
Hispanic	5.3%	4.8%	5.2%
Asian	3.5%	3.9%	3.6%
Other	2.1%	2.1%	2.1%
Total	28,346	9,269	37,615

Race by Gender—Warrants

	Male	Female	Total
White	81.4%	59.8%	78.8%
Black	10.4%	30.4%	12.9%
Hispanic	5.5%	6.4%	5.6%
Asian	1.7%	3.1%	1.9%
Other	1.0%	0.3%	0.8%
Total	2,356	326	2,682

Race by Gender—Enlisted

	Male	Female	Total
White	59.5%	43.4%	55.6%
Black	22.3%	39.5%	26.5%
Hispanic	11.9%	11.3%	11.8%
Asian	4.1%	3.6%	4.0%
Other	2.2%	2.2%	2.1%
Total	129,686	41,907	171,593

Family

Married by Gender

	Male	Female	Total
Officer	77.1%	55.7%	71.8%
Warrant	82.7%	44.2%	78.0%
Enlisted	44.5%	30.4%	41.0%
Total	50.8%	35.1%	47.0%

Total Married 81,485 18,054 99,539

Dual Military Marriages (% of All Marriages)

	Male	Female	Total
Officer	2.9%	19.1%	6.0%
Warrant	2.9%	26.4%	4.5%
Enlisted	3.2%	22.7%	6.7%
Total	3.1%	21.7%	6.4%

Soldiers with Children

Officer	52%
Warrant	54%
Enlisted	34%
Total	38%

Average number of children (for soldiers with children): 2

Sole Parents (Single With Children)

	Male	Female	Total
Officer	5.3%	10.5%	6.6%
Warrant	6.3%	18.4%	7.8%
Enlisted	6.9%	12.9%	8.3%
Total	6.6%	12.5%	8.0%
Total	10,568	6,440	17,008

Family Members

Spouses	92,118
Children	157,336
Other Dependents	848
Total	250,302



FY03 Army National Guard Profile

Headquarters, Department
of Army
Deputy Chief of Staff of
Personnel, G-1

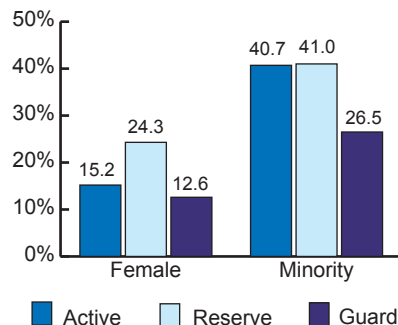
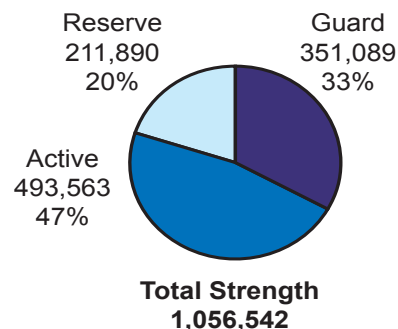
Dr. Betty D. Maxfield
Chief
Office of Army
Demographics

COM: 703-696-5128
DSN: 426-5128
E-mail:

Betty.Maxfield@hqda.army.mil

The following data are based on numbers provided by the Army to the Defense Manpower Data Center, and are valid as of September 15, 2003. Reserve and Guard numbers include the entire Selected Reserve population and consist of Selected Reserve (SelRes), Active/Guard Reserve (AGR) and Military Technicians (MILTECH).

Total Strength of the Army



Soldier

STRENGTH BY GRADE

	Number	Percent
Commissioned Officer	29,572	8.4%
Warrant	7,271	2.1%
Enlisted	314,246	89.5%
Total	351,089	100%

RACE BY GENDER—TOTAL

	Male	Female	Total
White	75.1%	62.2%	73.5%
Black	13.2%	25.2%	14.7%
Hispanic	7.5%	7.4%	7.5%
Asian	2.2%	2.5%	2.3%
Other	2.0%	2.7%	2.0%
Total	306,840	44,249	351,089

Race by Gender—Officers

	Male	Female	Total
White	84.7%	73.3%	83.5%
Black	7.0%	16.0%	8.0%
Hispanic	4.7%	5.6%	4.8%
Asian	2.3%	3.0%	2.4%
Other	1.3%	2.1%	1.3%
Total	26,335	3,237	29,572

Race by Gender—Warrants

	Male	Female	Total
White	91.2%	78.1%	90.3%
Black	3.4%	12.2%	3.9%
Hispanic	3.1%	5.1%	3.2%
Asian	1.3%	2.3%	1.4%
Other	1.0%	2.3%	1.2%
Total	6,797	474	7,271

Race by Gender—Enlisted

	Male	Female	Total
White	73.8%	61.1%	72.1%
Black	14.0%	26.1%	15.6%
Hispanic	7.9%	7.6%	7.8%
Asian	2.2%	2.5%	2.3%
Other	2.1%	2.7%	2.2%
Total	273,708	40,538	314,246

Family

Married by Gender

	Male	Female	Total
Officer	75.1%	53.2%	72.7%
Warrant	83.9%	55.7%	82.1%
Enlisted	49.9%	28.8%	47.1%
Total	52.8%	30.9%	50.0%
Total	161,972	13,651	175,623
Married			

Soldiers with Children

Officer	52%
Warrant	56%
Enlisted	37%
Total	39%

Average number of children (for soldiers with children): **2**

Sole Parents (Single With Children)

	Male	Female	Total
Officer	4.5%	9.7%	5.1%
Warrant	5.0%	12.4%	5.4%
Enlisted	6.6%	12.9%	7.4%
Total	6.3%	12.6%	7.1%
Total	19,452	5,590	25,042

Family Members

Spouses	163,669
Children	272,805
Other Dependents	975
Total	437,449